

## 2024 Homeless Point-in-Time Count Results

Each January, Pierce County surveys people experiencing homelessness. This homeless "Point-in-Time (PIT) count" is a one-day snapshot that captures the characteristics and situations of people living here without a home. We counted 2,661 people on our streets and in our shelters, but roughly 6,335 were connected to our homeless crisis response system during the same time. The lower PIT count number reflects the challenge of counting a large, geographically distributed unsheltered population over a 24-hour period. Like all surveys, the Homeless PIT count has limitations. Results from the count are influenced by the weather, availability of overflow shelter beds, the number of volunteers, and the level of engagement of the people volunteers interview.

**2,661** People counted during the homeless Point-in-Time count

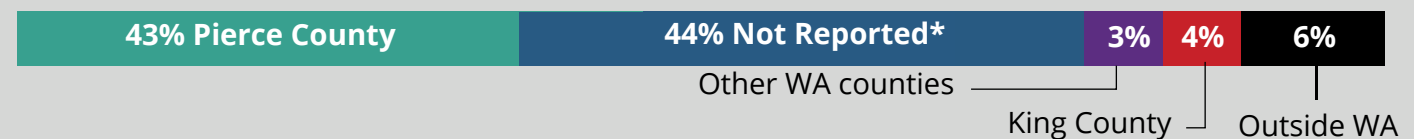
**6,335** People connected to our homeless crisis response system



## Not all people experiencing homelessness sleep outside



## Most told us they lived in Pierce County before they became homeless

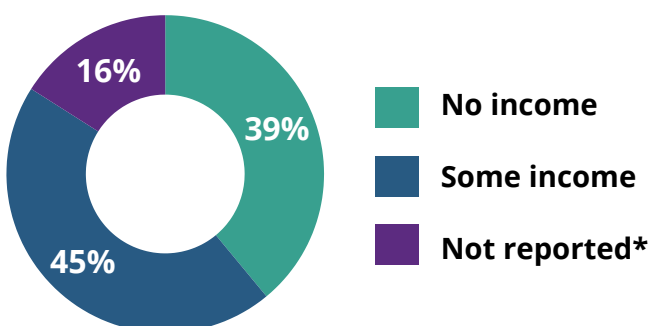


## There are often many causes for experiencing homelessness

The top three most commonly reported answers are:


1. No affordable housing
2. Family crisis
3. Eviction

## Some people experiencing homelessness have an income



## Substance use is the most commonly reported disability

Here is the breakdown of the most commonly reported disabilities. Some people reported having multiple disabilities.



\*Data listed as not reported may include incomplete surveys or respondents who refused to answer the question. Learn more at [PierceCountyWA.gov/PIT](https://www.piercecountywa.gov/PIT).